



# TOWN

發富公司

**FOOD SERVICE EQUIPMENT CO., INC.**  
72 BEADEL STREET BROOKLYN, NY 11222

800/221.5032 718/388.5650 718/388.5860 customerservice@townfood.com www.townfood.com

## Waterless Towel Steamer

Read instructions entirely before using this unit.  
Call your dealer or customer service (718) 388-5650 if you have any questions regarding its use.



**no. 28501**  
**approximate 80 towel capacity**




**no. 28502**  
**approximate 160 towel capacity**

## ***Congratulations on your purchase of your new Town Food Towel Steamer!***

Customers will appreciate the extra service towel steamers provide. Town's towel steamers will provide years of dependable service with minimal maintenance.

### **FIGURE 1**



### **PARTS IDENTIFICATION**

- 1** On/Off button, no. 28506
- 2** Wire racks for 28502, no. 28504, wire racks for 28501, no. 28504/1
- 3** Door gasket for 28502, no. 28506, for 28501, no.28506/1
- 4** Rails for wire racks, no. 28508
- 5** Catch pan-not available as replacement part



800/221.5032  
718/388.5650



718/388.5860



customerservice@townfood.com



www.townfood.com

## INSTALLATION

- Units are 120V. 50/60 Hz only.
- Units must be placed in an area without excessive heat. Units have a thermal fuse. If placed in hot locations, the temperature limit of the thermal fuse will result in unit failure.
- Units should be plugged into a grounded wall outlet with a maximum overcurrent protection device rating of 20 Amps.
- Units must be placed on a level surface.
- Units must be placed a minimum of 2" from surrounding walls.

## USE

- 1 Place moistened towels in the warmer without crowding. If the unit is packed beyond capacity towels will not warm evenly.
- 2 Close door tightly.
- 3 Turn unit on.
- 5 Allow for a cooling period of approximately 20 minutes.

## MAINTENANCE

- Wipe visible moisture from the door interior.
- Ensure catch pan is in proper position during use. Refer to figure 1, page 2.
- Do not put dry towels in unit. All towels must be moist, but not soaking wet (wring out before putting inside).
- Do not use towel steamers to heat food or any purpose than heating moist towels.
- Turn off power when not in use.

## CLEANING

- Regular cleaning prevents odors and erosion.
- Do not use solvents, abrasives or bleach.
- Disconnect power before cleaning.
- Leave the door slightly open when not in use.
- Wipe with a damp, soft cloth using neutral, mild detergent then rinse with a damp cloth.



800/221.5032  
718/388.5650



718/388.5860



customerservice@townfood.com



www.townfood.com

# SPECIFICATIONS CLEAN

## BOTH UNITS


- Automatic temperature control
- 150°F-184°F (65°C- 85°C) temperature range
- 120V.

MODEL	AMPERAGE	VOLTAGE	CAPACITY	DIMENSIONS
28501	1.7	120	80 TOWELS	16" X 18" x 11½"
28502	6.7	120	160 TOWELS	16" X 18" x 16"


<sup>1</sup> (width x depth (including handles) x height)

## WARRANTY

Due to the specialty nature of this item Town Food Service Equipment Co., Inc. ("Town") will warrant this product on a limited basis only. Town Food Service Equipment Co., Inc. will repair any unit found defective due to faulty workmanship or materials within 3 months of invoice date. Units requiring repair must be returned prepaid to Town only after obtaining an Return Goods Authorization (RGA) number from customer service by calling (718)388-5650. Units repaired under warranty will be returned prepaid. We cannot send replacement units for defective units, nor can Town be responsible for any losses resulting from this unit.



FOOD SERVICE EQUIPMENT CO., INC. TOWN



800/221.5032  
718/388.5650



718/388.5860



customerservice@townfood.com



www.townfood.com